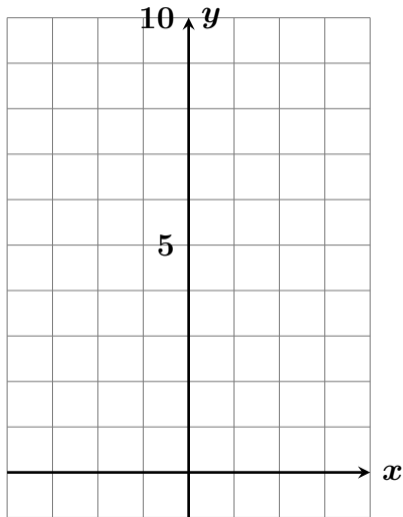
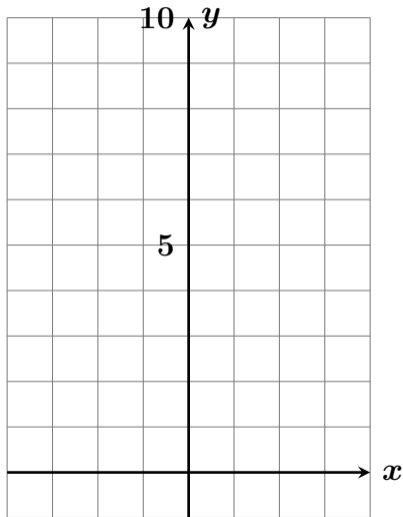


$y = x^2$ のグラフを描きなさい #27 5



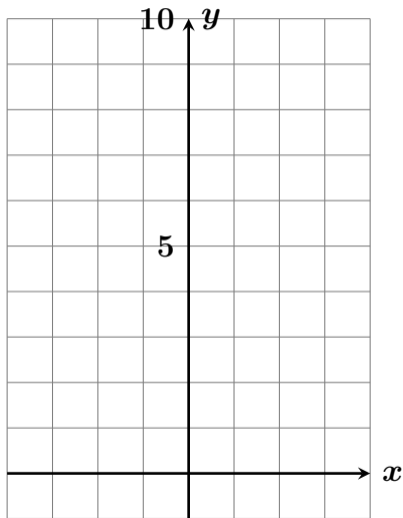
x	-3	-2	-1	0	1	2	3
y							

$y = x^2$ のグラフを描きなさい #27 5



x	-3	-2	-1	0	1	2	3
y							

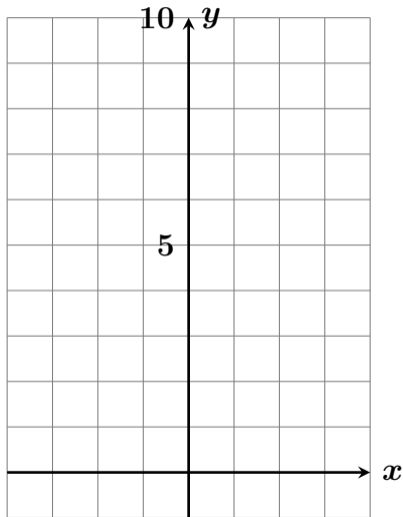
$y = x^2$ のグラフを描きなさい #27 5



x	-3	-2	-1	0	1	2	3
y							

$$y = x^2$$

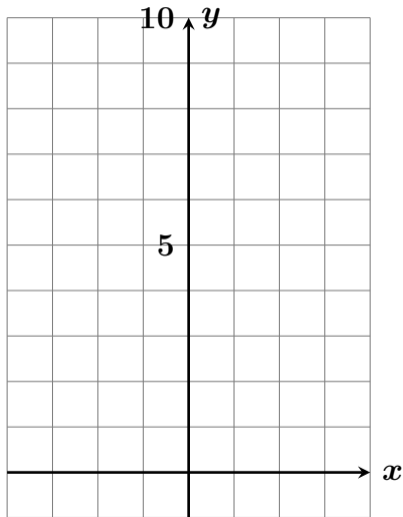
$y = x^2$ のグラフを描きなさい #27 5



x	-3	-2	-1	0	1	2	3
y							

$$\begin{aligned}y &= x^2 \\ &= (-3)^2\end{aligned}$$

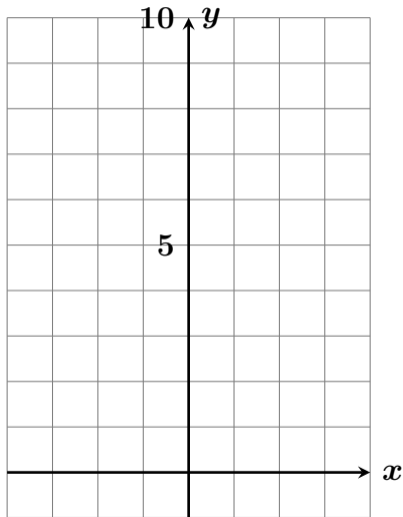
$y = x^2$ のグラフを描きなさい #27 5



x	-3	-2	-1	0	1	2	3
y							

$$\begin{aligned}y &= x^2 \\ &= (-3)^2 \\ &= 9\end{aligned}$$

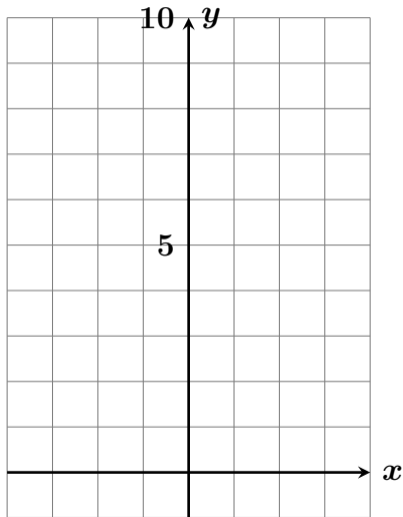
$y = x^2$ のグラフを描きなさい #27 5



x	-3	-2	-1	0	1	2	3
y	9						

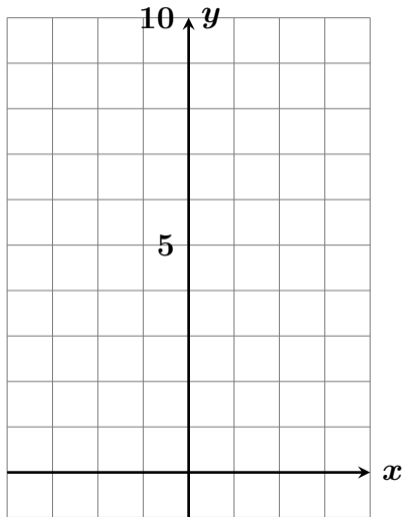
$$\begin{aligned}y &= x^2 \\ &= (-3)^2 \\ &= 9\end{aligned}$$

$y = x^2$ のグラフを描きなさい #27 5



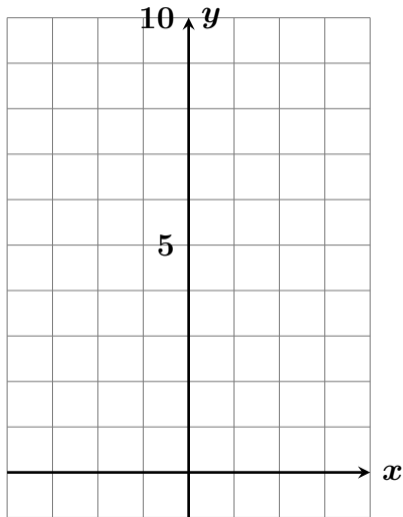
x	-3	-2	-1	0	1	2	3
y	9						

$y = x^2$ のグラフを描きなさい #27 5



x	-3	-2	-1	0	1	2	3
y	9						

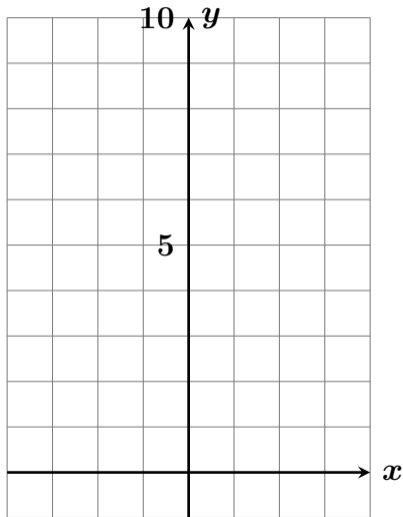
$y = x^2$ のグラフを描きなさい #27 5



x	-3	-2	-1	0	1	2	3
y	9						

$$y = x^2$$

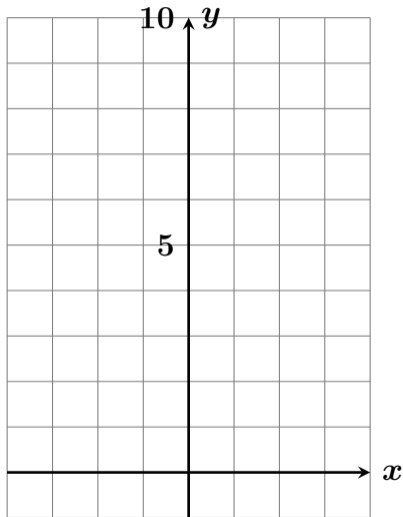
$y = x^2$ のグラフを描きなさい #27 5



x	-3	-2	-1	0	1	2	3
y	9						

$$\begin{aligned} y &= x^2 \\ &= (-2)^2 \end{aligned}$$

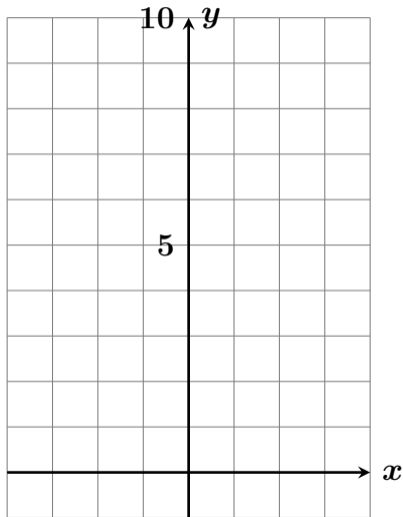
$y = x^2$ のグラフを描きなさい #27 5



x	-3	-2	-1	0	1	2	3
y	9						

$$\begin{aligned}y &= x^2 \\ &= (-2)^2 \\ &= 4\end{aligned}$$

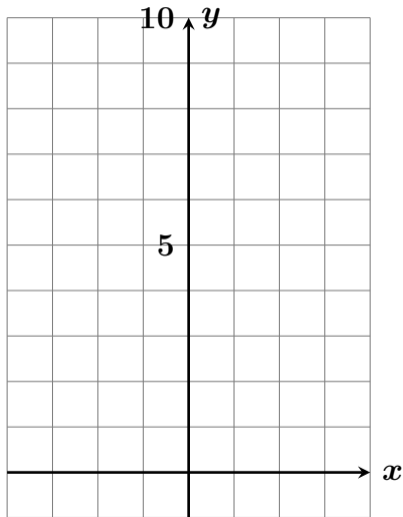
$y = x^2$ のグラフを描きなさい #27 5



x	-3	-2	-1	0	1	2	3
y	9	4					

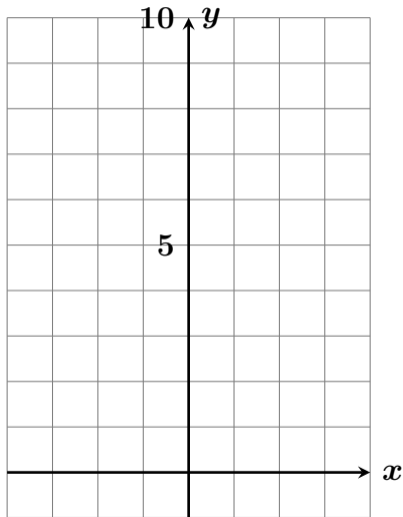
$$\begin{aligned}y &= x^2 \\ &= (-2)^2 \\ &= 4\end{aligned}$$

$y = x^2$ のグラフを描きなさい #27 5



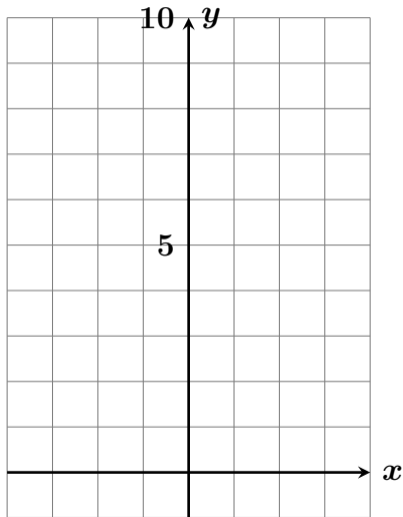
x	-3	-2	-1	0	1	2	3
y	9	4					

$y = x^2$ のグラフを描きなさい #27 5



x	-3	-2	-1	0	1	2	3
y	9	4					

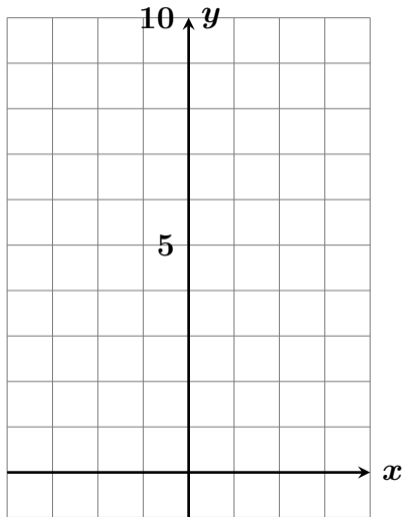
$y = x^2$ のグラフを描きなさい #27 5



x	-3	-2	-1	0	1	2	3
y	9	4					

$$y = x^2$$

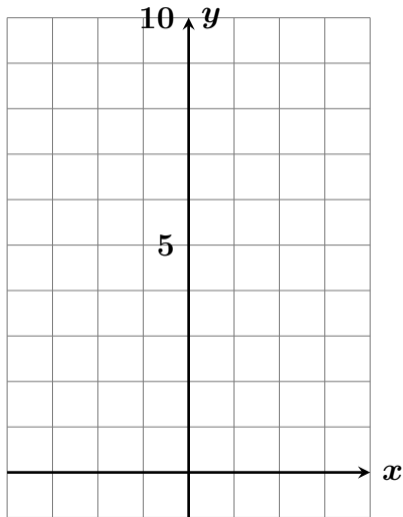
$y = x^2$ のグラフを描きなさい #27 5



x	-3	-2	-1	0	1	2	3
y	9	4					

$$\begin{aligned}y &= x^2 \\ &= (-1)^2\end{aligned}$$

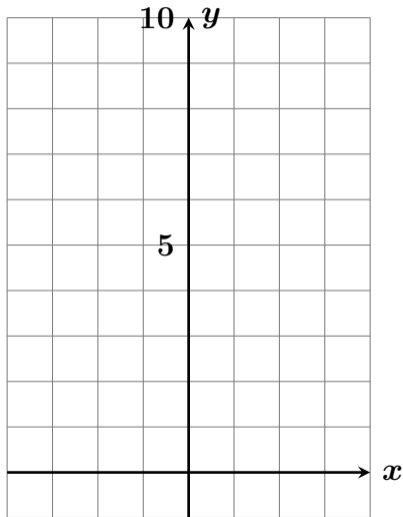
$y = x^2$ のグラフを描きなさい #27 5



x	-3	-2	-1	0	1	2	3
y	9	4					

$$\begin{aligned}y &= x^2 \\ &= (-1)^2 \\ &= 1\end{aligned}$$

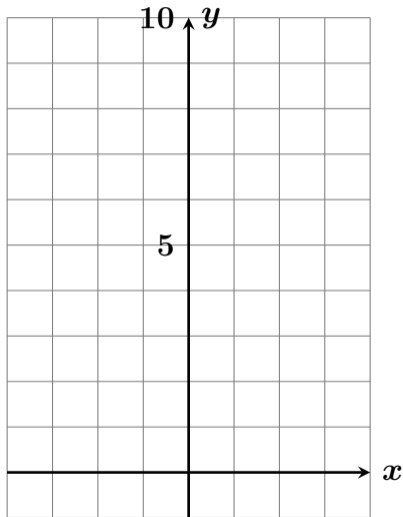
$y = x^2$ のグラフを描きなさい #27 5



x	-3	-2	-1	0	1	2	3
y	9	4	1				

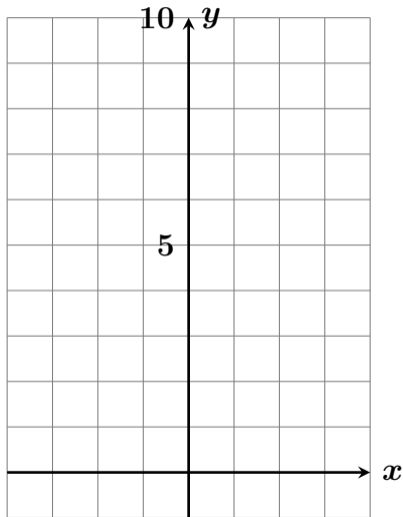
$$\begin{aligned}y &= x^2 \\ &= (-1)^2 \\ &= 1\end{aligned}$$

$y = x^2$ のグラフを描きなさい #27 5



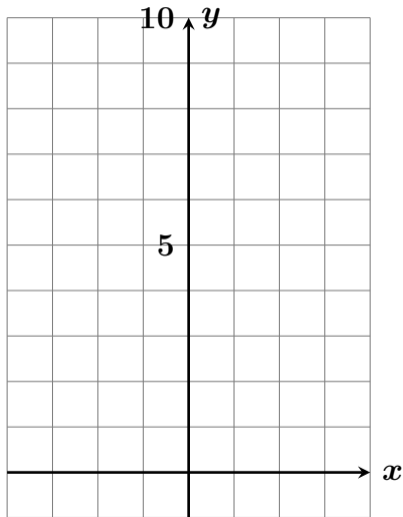
x	-3	-2	-1	0	1	2	3
y	9	4	1				

$y = x^2$ のグラフを描きなさい #27 5



x	-3	-2	-1	0	1	2	3
y	9	4	1				

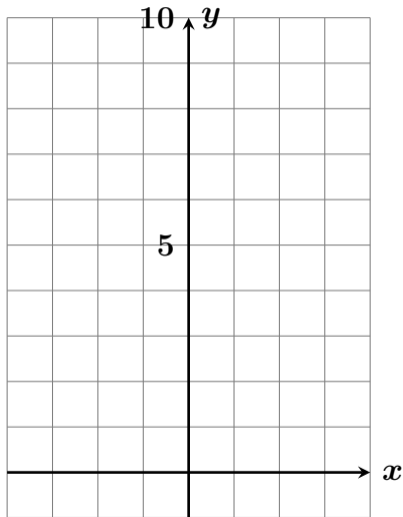
$y = x^2$ のグラフを描きなさい #27 5



x	-3	-2	-1	0	1	2	3
y	9	4	1				

$$y = x^2$$

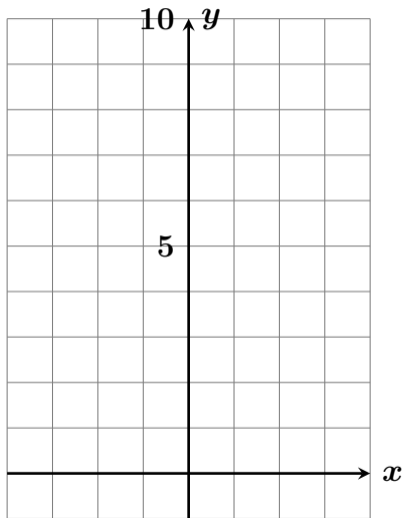
$y = x^2$ のグラフを描きなさい #27 5



x	-3	-2	-1	0	1	2	3
y	9	4	1				

$$\begin{aligned}y &= x^2 \\ &= 0^2\end{aligned}$$

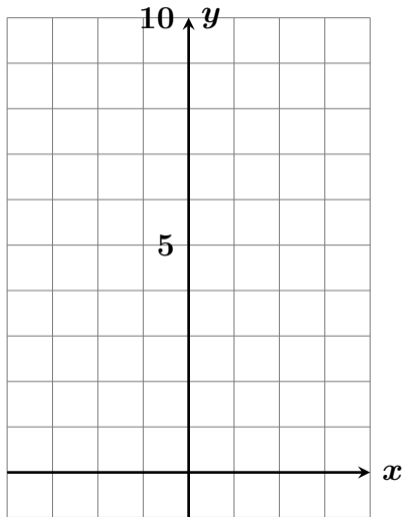
$y = x^2$ のグラフを描きなさい #27 5



x	-3	-2	-1	0	1	2	3
y	9	4	1				

$$\begin{aligned}y &= x^2 \\ &= 0^2 \\ &= 0\end{aligned}$$

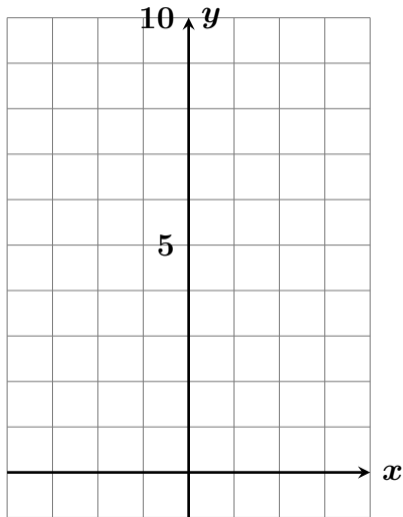
$y = x^2$ のグラフを描きなさい #27 5



x	-3	-2	-1	0	1	2	3
y	9	4	1	0			

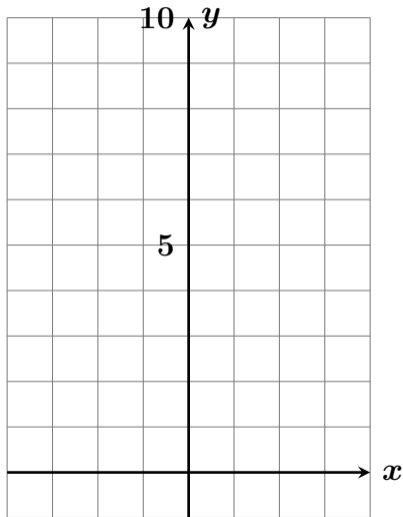
$$\begin{aligned}y &= x^2 \\ &= 0^2 \\ &= 0\end{aligned}$$

$y = x^2$ のグラフを描きなさい #27 5



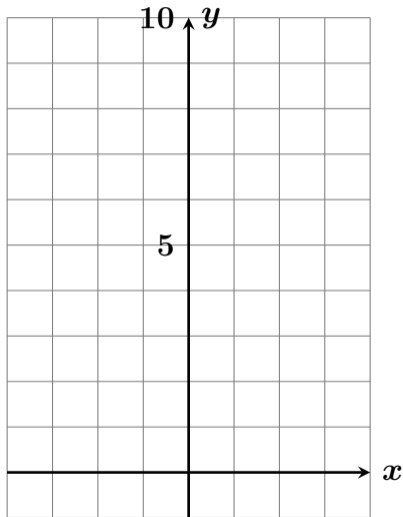
x	-3	-2	-1	0	1	2	3
y	9	4	1	0			

$y = x^2$ のグラフを描きなさい #27 5



x	-3	-2	-1	0	1	2	3
y	9	4	1	0			

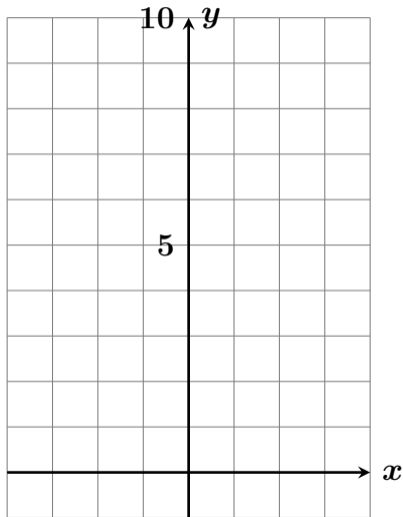
$y = x^2$ のグラフを描きなさい #27 5



x	-3	-2	-1	0	1	2	3
y	9	4	1	0			

$$y = x^2$$

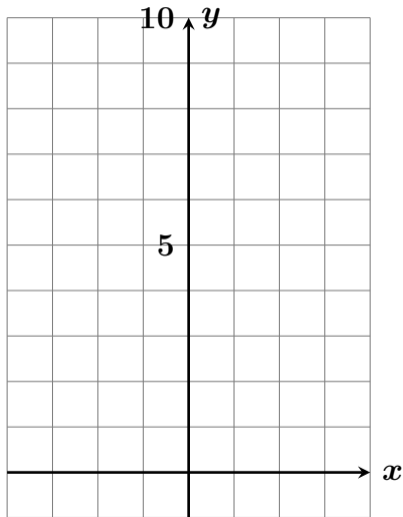
$y = x^2$ のグラフを描きなさい #27 5



x	-3	-2	-1	0	1	2	3
y	9	4	1	0			

$$\begin{aligned}y &= x^2 \\ &= 1^2\end{aligned}$$

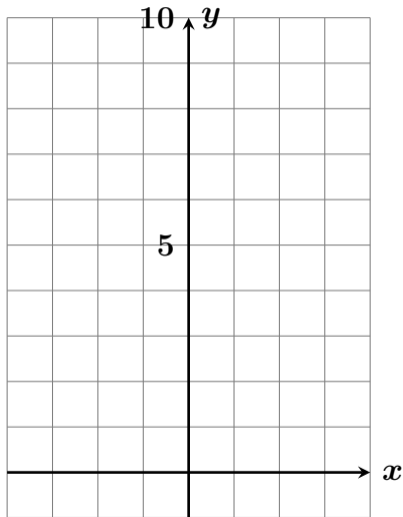
$y = x^2$ のグラフを描きなさい #27 5



x	-3	-2	-1	0	1	2	3
y	9	4	1	0			

$$\begin{aligned}y &= x^2 \\ &= 1^2 \\ &= 1\end{aligned}$$

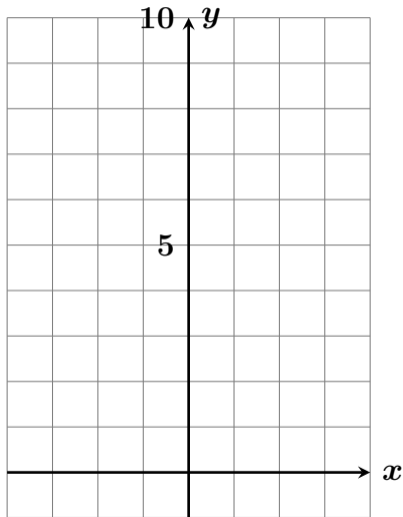
$y = x^2$ のグラフを描きなさい #27 5



x	-3	-2	-1	0	1	2	3
y	9	4	1	0	1		

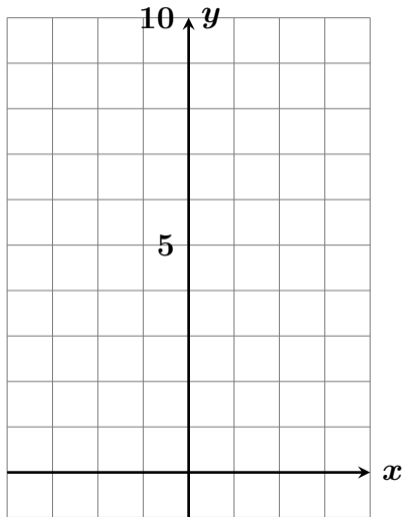
$$\begin{aligned}y &= x^2 \\ &= 1^2 \\ &= 1\end{aligned}$$

$y = x^2$ のグラフを描きなさい #27 5



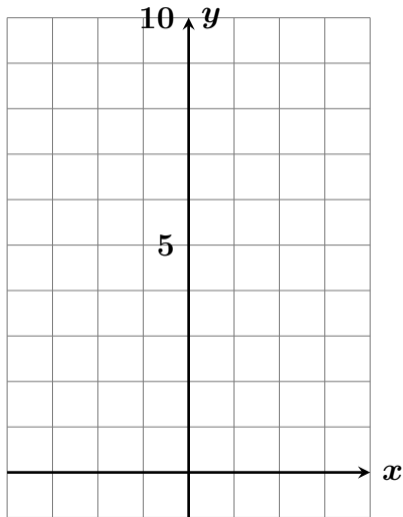
x	-3	-2	-1	0	1	2	3
y	9	4	1	0	1		

$y = x^2$ のグラフを描きなさい #27 5



x	-3	-2	-1	0	1	2	3
y	9	4	1	0	1		

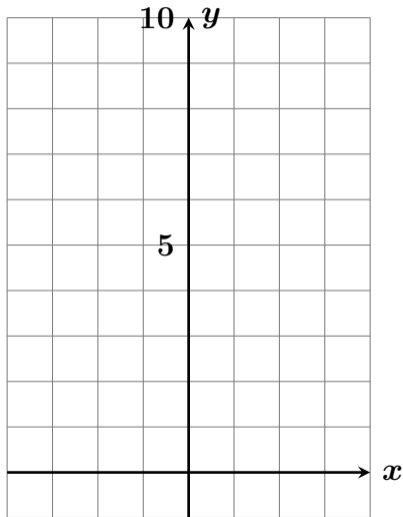
$y = x^2$ のグラフを描きなさい #27 5



x	-3	-2	-1	0	1	2	3
y	9	4	1	0	1		

$$y = x^2$$

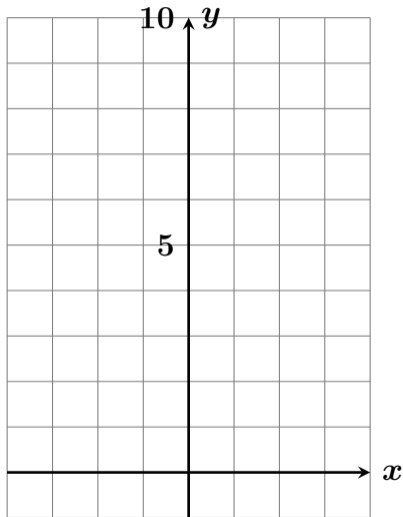
$y = x^2$ のグラフを描きなさい #27 5



x	-3	-2	-1	0	1	2	3
y	9	4	1	0	1		

$$\begin{aligned}y &= x^2 \\ &= 2^2\end{aligned}$$

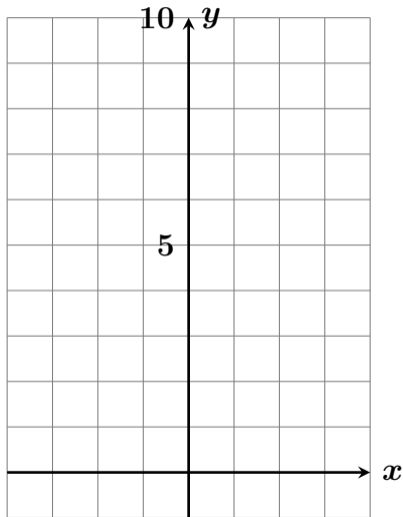
$y = x^2$ のグラフを描きなさい #27 5



x	-3	-2	-1	0	1	2	3
y	9	4	1	0	1		

$$\begin{aligned}y &= x^2 \\ &= 2^2 \\ &= 4\end{aligned}$$

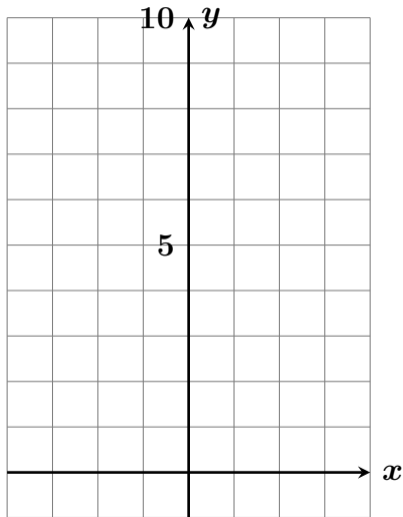
$y = x^2$ のグラフを描きなさい #27 5



x	-3	-2	-1	0	1	2	3
y	9	4	1	0	1	4	

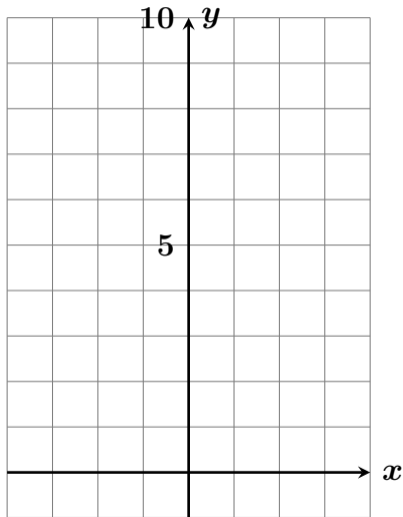
$$\begin{aligned}y &= x^2 \\ &= 2^2 \\ &= 4\end{aligned}$$

$y = x^2$ のグラフを描きなさい #27 5



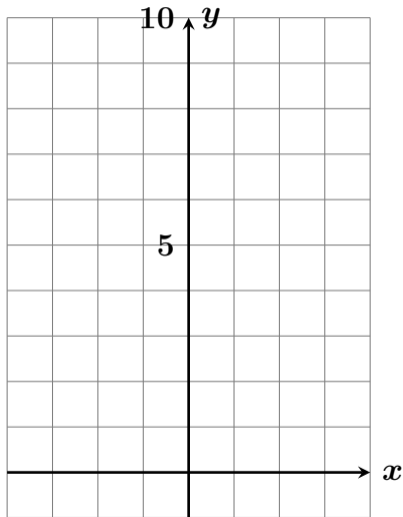
x	-3	-2	-1	0	1	2	3
y	9	4	1	0	1	4	

$y = x^2$ のグラフを描きなさい #27 5



x	-3	-2	-1	0	1	2	3
y	9	4	1	0	1	4	

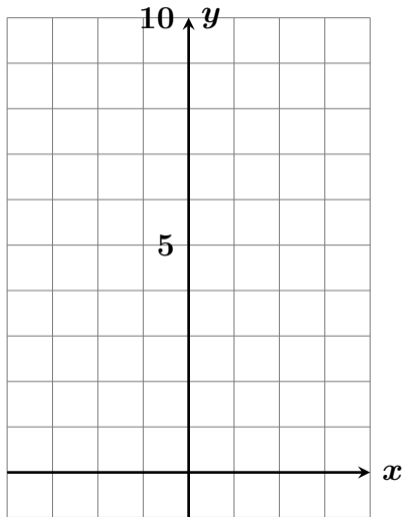
$y = x^2$ のグラフを描きなさい #27 5



x	-3	-2	-1	0	1	2	3
y	9	4	1	0	1	4	

$$y = x^2$$

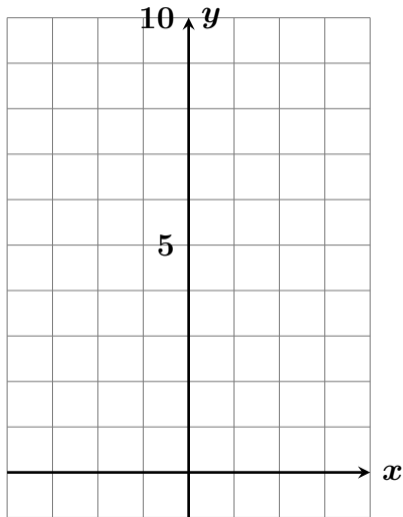
$y = x^2$ のグラフを描きなさい #27 5



x	-3	-2	-1	0	1	2	3
y	9	4	1	0	1	4	

$$\begin{aligned} y &= x^2 \\ &= 3^2 \end{aligned}$$

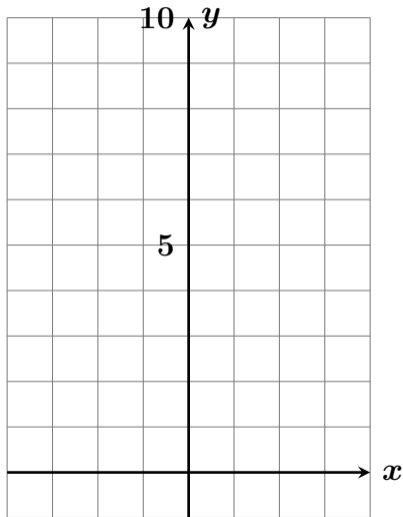
$y = x^2$ のグラフを描きなさい #27 5



x	-3	-2	-1	0	1	2	3
y	9	4	1	0	1	4	

$$\begin{aligned}y &= x^2 \\ &= 3^2 \\ &= 9\end{aligned}$$

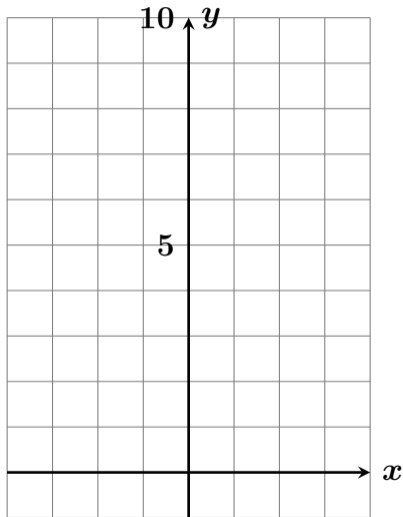
$y = x^2$ のグラフを描きなさい #27 5



x	-3	-2	-1	0	1	2	3
y	9	4	1	0	1	4	9

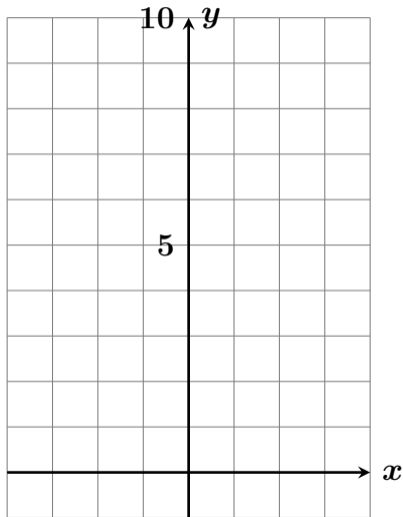
$$\begin{aligned}y &= x^2 \\ &= 3^2 \\ &= 9\end{aligned}$$

$y = x^2$ のグラフを描きなさい #27 5



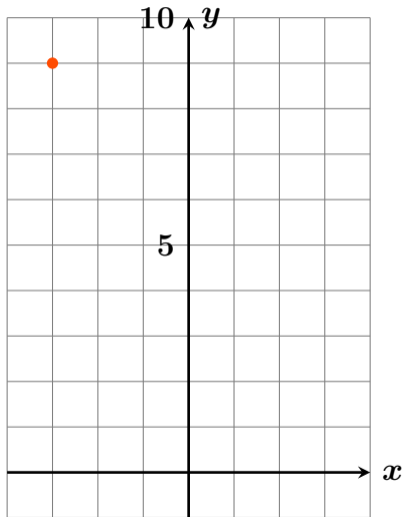
x	-3	-2	-1	0	1	2	3
y	9	4	1	0	1	4	9

$y = x^2$ のグラフを描きなさい #27 5



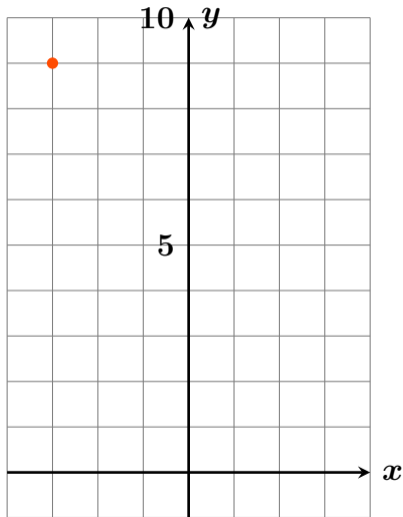
x	-3	-2	-1	0	1	2	3
y	9	4	1	0	1	4	9

$y = x^2$ のグラフを描きなさい #27 5



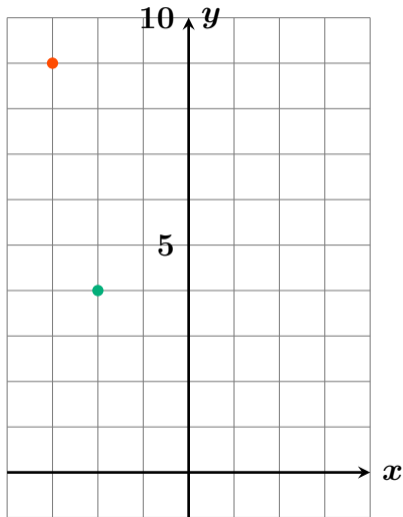
x	-3	-2	-1	0	1	2	3
y	9	4	1	0	1	4	9

$y = x^2$ のグラフを描きなさい #27 5



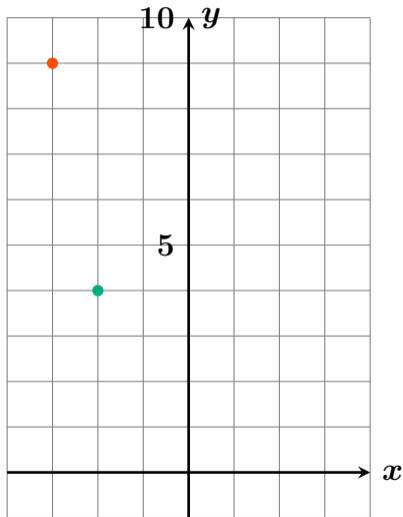
x	-3	-2	-1	0	1	2	3
y	9	4	1	0	1	4	9

$y = x^2$ のグラフを描きなさい #27 5



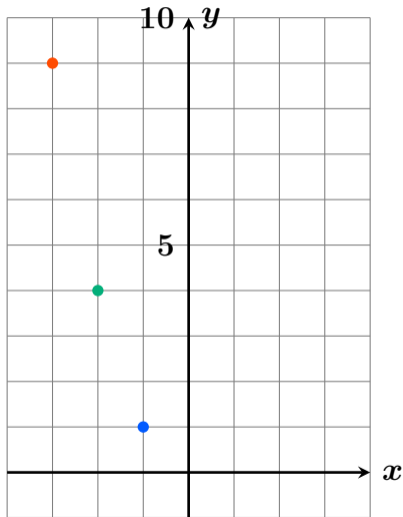
x	-3	-2	-1	0	1	2	3
y	9	4	1	0	1	4	9

$y = x^2$ のグラフを描きなさい #27 5



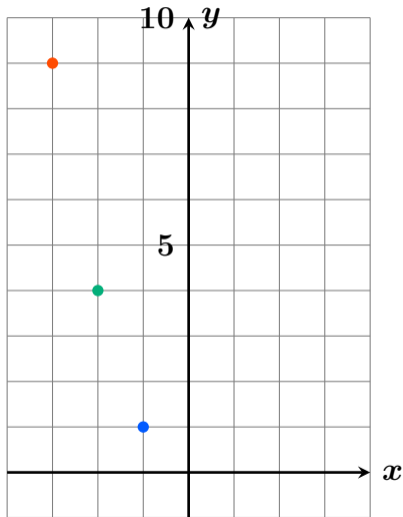
x	-3	-2	-1	0	1	2	3
y	9	4	1	0	1	4	9

$y = x^2$ のグラフを描きなさい #27 5



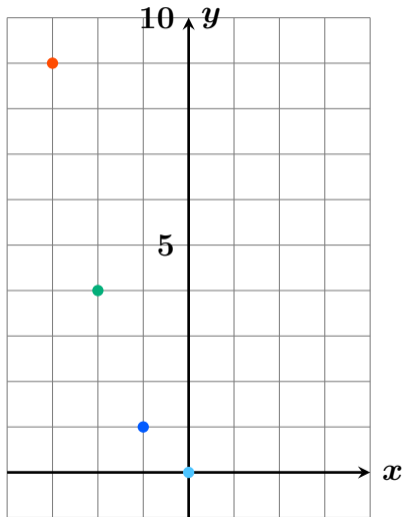
x	-3	-2	-1	0	1	2	3
y	9	4	1	0	1	4	9

$y = x^2$ のグラフを描きなさい #27 5



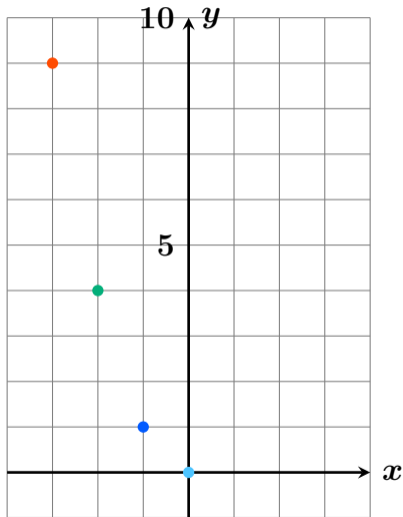
x	-3	-2	-1	0	1	2	3
y	9	4	1	0	1	4	9

$y = x^2$ のグラフを描きなさい #27 5



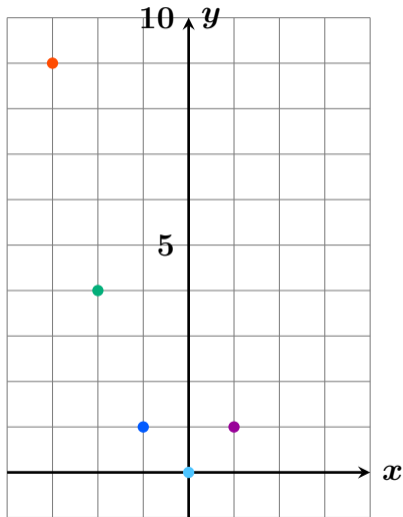
x	-3	-2	-1	0	1	2	3
y	9	4	1	0	1	4	9

$y = x^2$ のグラフを描きなさい #27 5



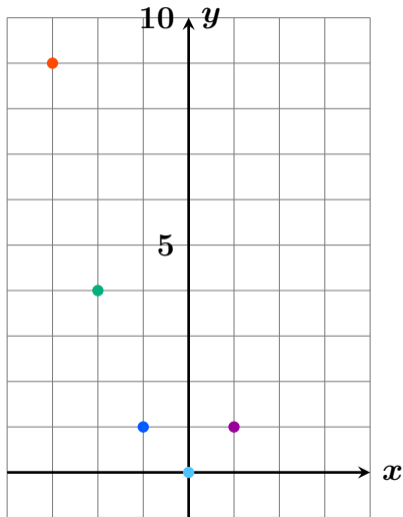
x	-3	-2	-1	0	1	2	3
y	9	4	1	0	1	4	9

$y = x^2$ のグラフを描きなさい #27 5



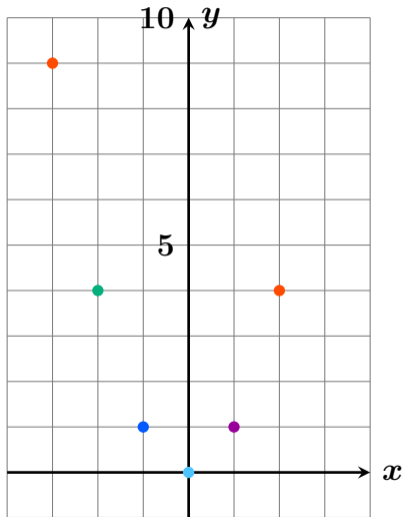
x	-3	-2	-1	0	1	2	3
y	9	4	1	0	1	4	9

$y = x^2$ のグラフを描きなさい #27 5



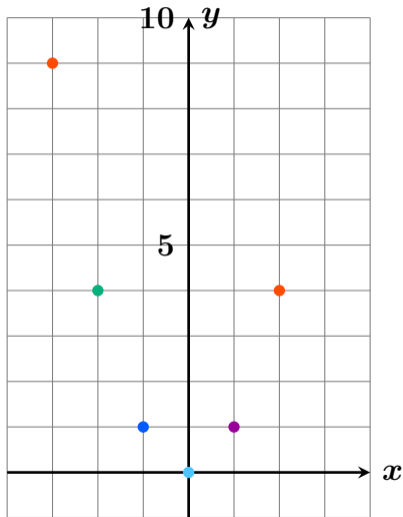
x	-3	-2	-1	0	1	2	3
y	9	4	1	0	1	4	9

$y = x^2$ のグラフを描きなさい #27 5



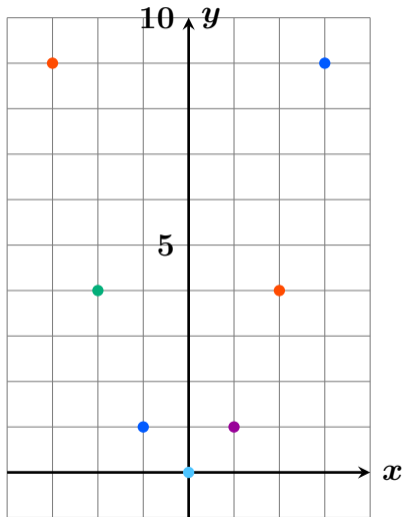
x	-3	-2	-1	0	1	2	3
y	9	4	1	0	1	4	9

$y = x^2$ のグラフを描きなさい #27 5



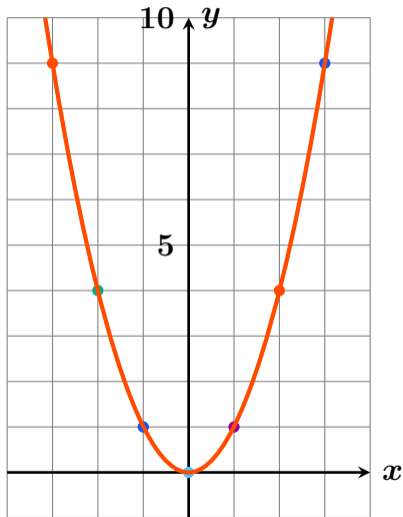
x	-3	-2	-1	0	1	2	3
y	9	4	1	0	1	4	9

$y = x^2$ のグラフを描きなさい #27 5



x	-3	-2	-1	0	1	2	3
y	9	4	1	0	1	4	9

$y = x^2$ のグラフを描きなさい #27 5



x	-3	-2	-1	0	1	2	3
y	9	4	1	0	1	4	9